Ulnaria



1 - 9

Plate 51

LM: x1500

Figs 1-17: *Tabellaria flocculosa* (Roth) Knudson, p. 16 [TFLO]

Figs 18-30: *Tabellaria pseudoflocculosa* Kobayasi ex Mayama, p. 16 [TPFL]

Scale bar = 10 µm

Figs 1-17: Torno River (Douro basin), 15-08-2007.

Figs 18-30: Meimoa Reservoir (Tejo basin), 23-02-2006.

Figs 1-17, 21-30: Valve view.

Figs 18-20: Girdle view.

Tabellaria

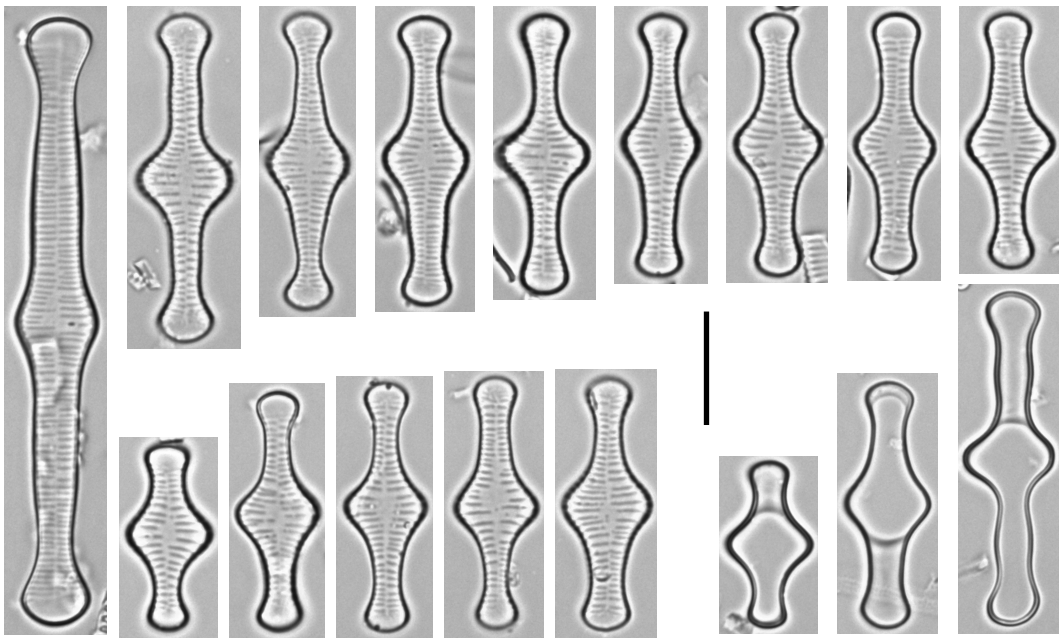

1 - 17



21 - 30

18 - 20

Plate 52

Figs 1-3: *Tabellaria flocculosa* (Roth) Knudson, p. 16 [TFLO]

Scale bars = 10 µm

Figs 1-3: Torno River (Douro basin), 15-08-2007.

Fig. 1: External valve view.

Fig. 2: Internal valve view.

Fig. 3: Copula.

Tabellaria



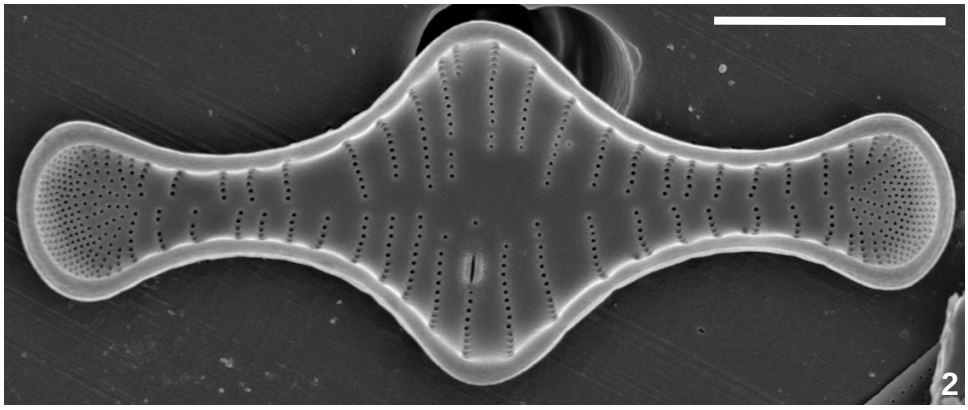

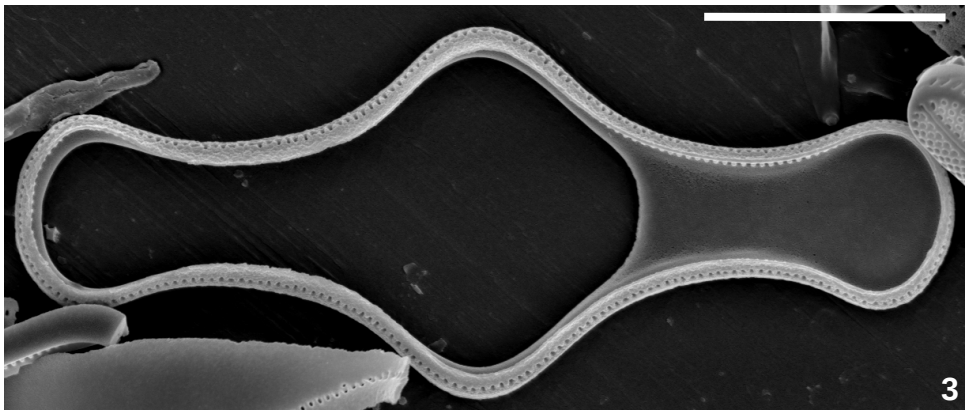

Plate 53

Figs 1-5: *Tabellaria pseudoflocculosa* Kobayasi ex Mayama, p. 16 [TPFL]

Scale bars = 10 µm

Figs 1-5: Meimoa Reservoir (Tejo basin), 23-02-2006.

Fig. 1: External valve view.

Figs 2, 3: Internal valve view.

Fig. 4: Copula.

Fig. 5: Girdle view.

Tabellaria



Plate 54

Figs 1-6: *Tabellaria pseudoflocculosa* Kobayasi ex Mayama, p. 16 [TPFL]

Scale bars = 1 μm

Figs 1-6: Meimoa Reservoir (Tejo basin), 23-02-2006.

Figs 1, 2: Details of the apical area in valve view.

Fig. 3: Detail of the apical area in girdle view.

Figs 4, 5,6: Details of the central area.

Tabellaria

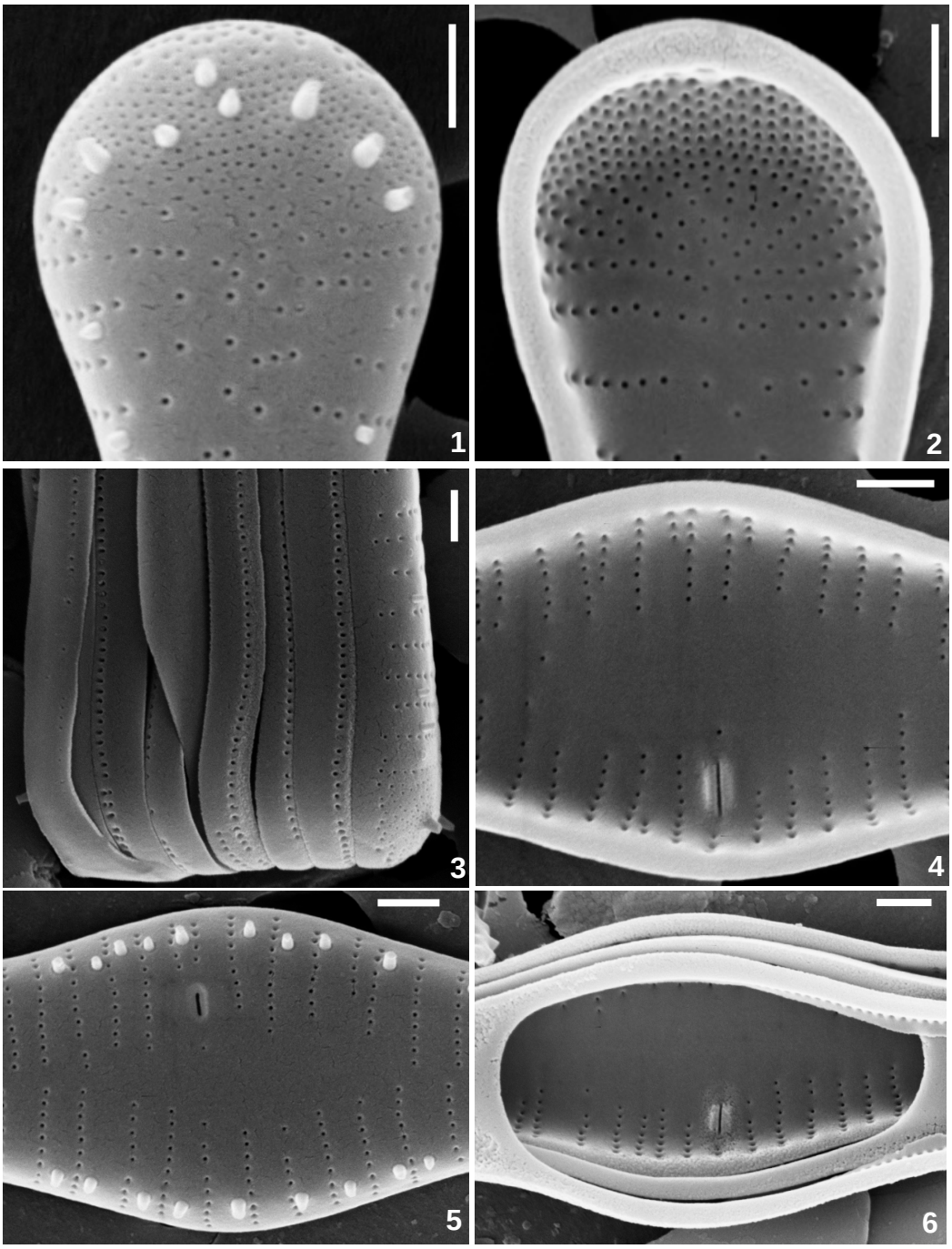

Plate 55

LM: x1500

Figs 1-50: *Peronia fibula* (Brébisson in Kützing) Ross, p. 16 [PFIB]

Scale bar = 10 μm

Figs 1-17: Abelheira, Abelheira Stream (Cávado basin), 24-09-2007.

Figs 18-50: Lamas de Mouro, Mouro River (Minho basin), 20-09-2007.

Figs 1-17, 18-33, 36-50: Valve view.

Figs 34, 35: Girdle view.

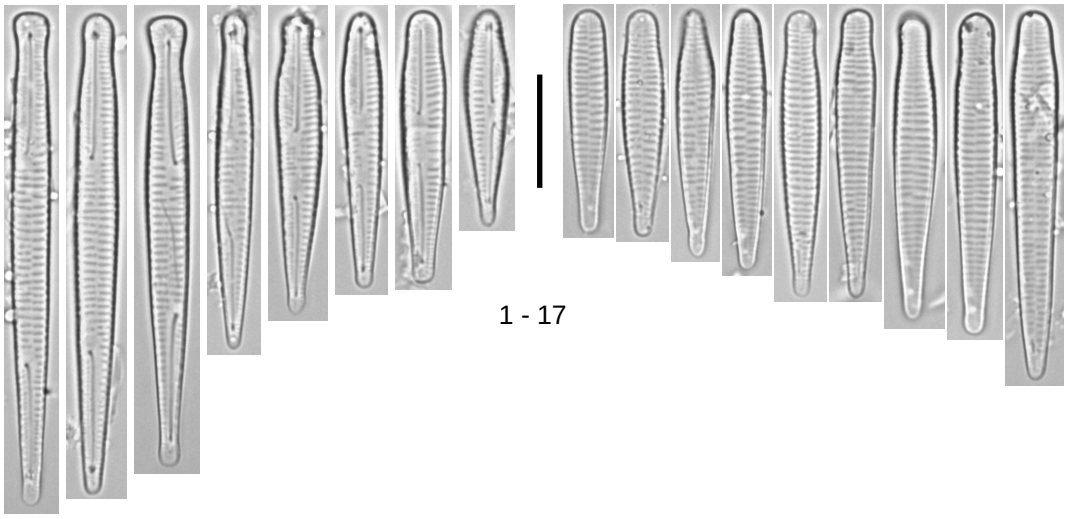

1 - 17



18 - 33



34 35 36 - 50

Plate 56

Figs 1-5: *Peronia fibula* (Brébisson in Kützing) Ross, p. 16 [PFIB]

Scale bars = 5 µm

Figs 1-5: Lamas de Mouro, Mouro River (Minho basin), 20-09-2007.

Figs 1, 2: External valve view.

Figs 3-5: Internal valve view.


1
2
3
4
5

Plate 57

LM: x1500

Figs 1-40: *Eunotia implicata* Nörpel-Schempp, Alles & Lange-Bertalot, p. 17 [EIMP]

Scale bar = 10 µm

Figs 1-27: Monte da Fazenda, Era Stream (Tejo basin), 29-06-2006.

Figs 28-40: Bravura, Odeáxere Stream (Ribeiras do Algarve basin), 14-04-2006.

Figs 1-27, 30-40: Valve view.

Figs 28, 29: Girdle view.



1 - 27

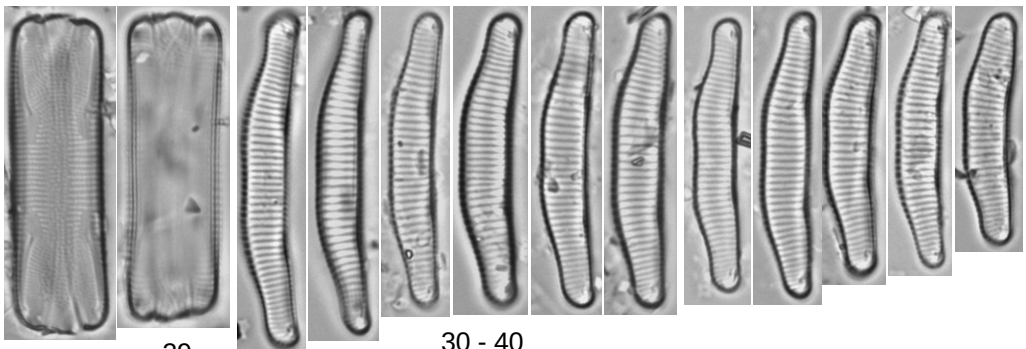

28 29 30 - 40

Plate 58

LM: x1500

Figs 1-7: *Eunotia implicata* Nörpel-Schempp, Alles & Lange-Bertalot, p. 17 [EIMP]

Figs 8-15: *Eunotia* cf. *botuliformis* Wild, Nörpel-Schempp & Lange-Bertalot, p. 17

Fig. 16: *Eunotia valida* Hustedt, p. 17 [EVAL]

Figs 17-28: *Eunotia bilunaris* (Ehrenberg) Schaarschmidt, p. 16 [EBIL]

Scale bar = 10 µm

Figs 1-7, 16: Senra, Lima River (Lima basin), 27-09-2007.

Figs 8-15: Brunhais, Ave River (Ave basin), 25-09-2007.

Figs 17-28: Bravura, Odeáxere Stream (Ribeiras do Algarve basin), 14-04-2006.

Figs 2-29: Valve view.

Fig. 1: Girdle view.

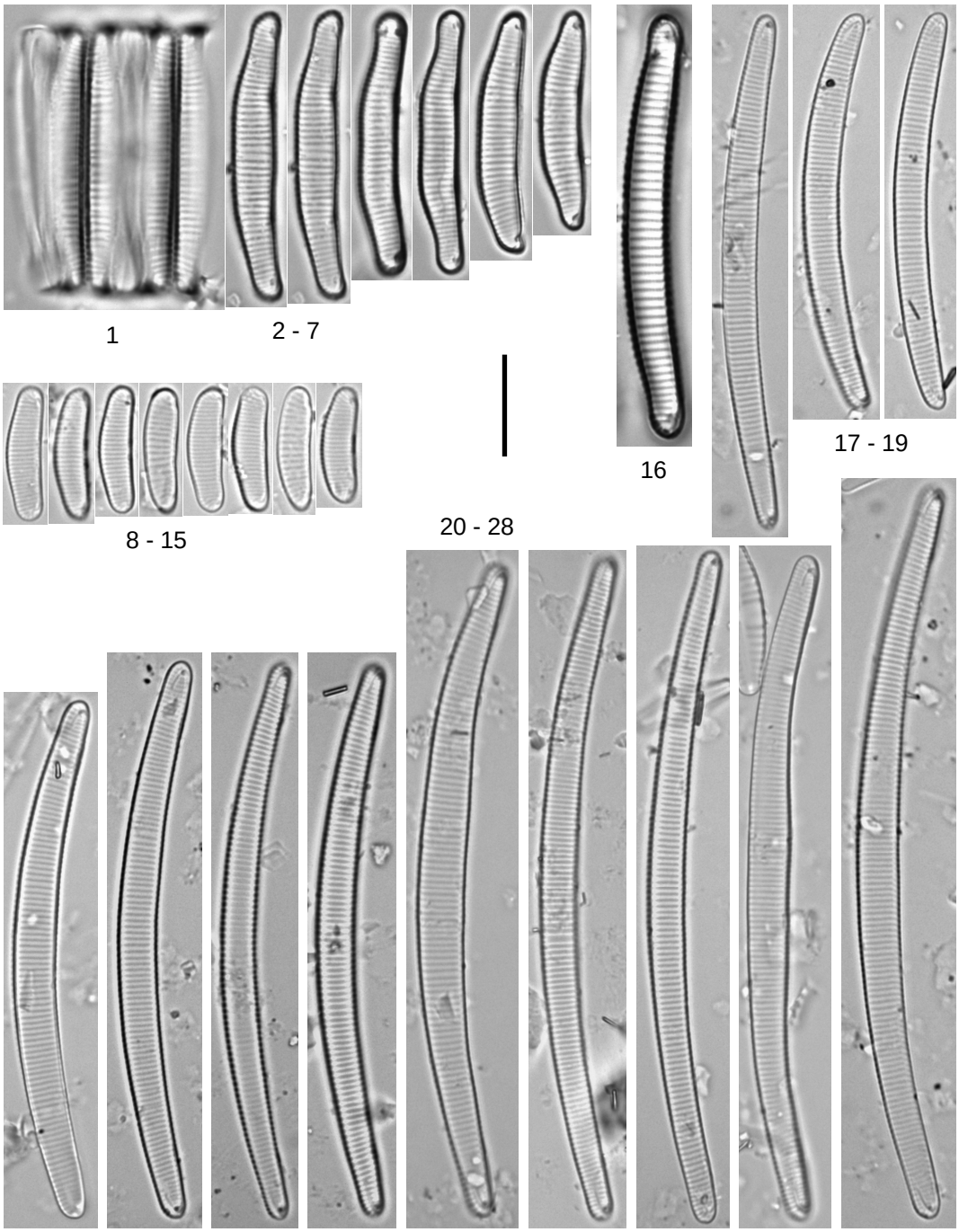
1
2 - 7
16
17 - 19
8 - 15
20 - 28

Plate 59

Figs 1-4: *Eunotia* cf. *botuliformis* Nörpel-Schempp & Lange-Bertalot, p. 17

Scale bars = 1 µm

Figs 1-4: Brunhais, Ave River (Ave basin), 25-09-2007.

Figs 1: External valve view.

Figs 2, 3: Internal valve view.

Fig. 4: Detail of the apical area in internal view.

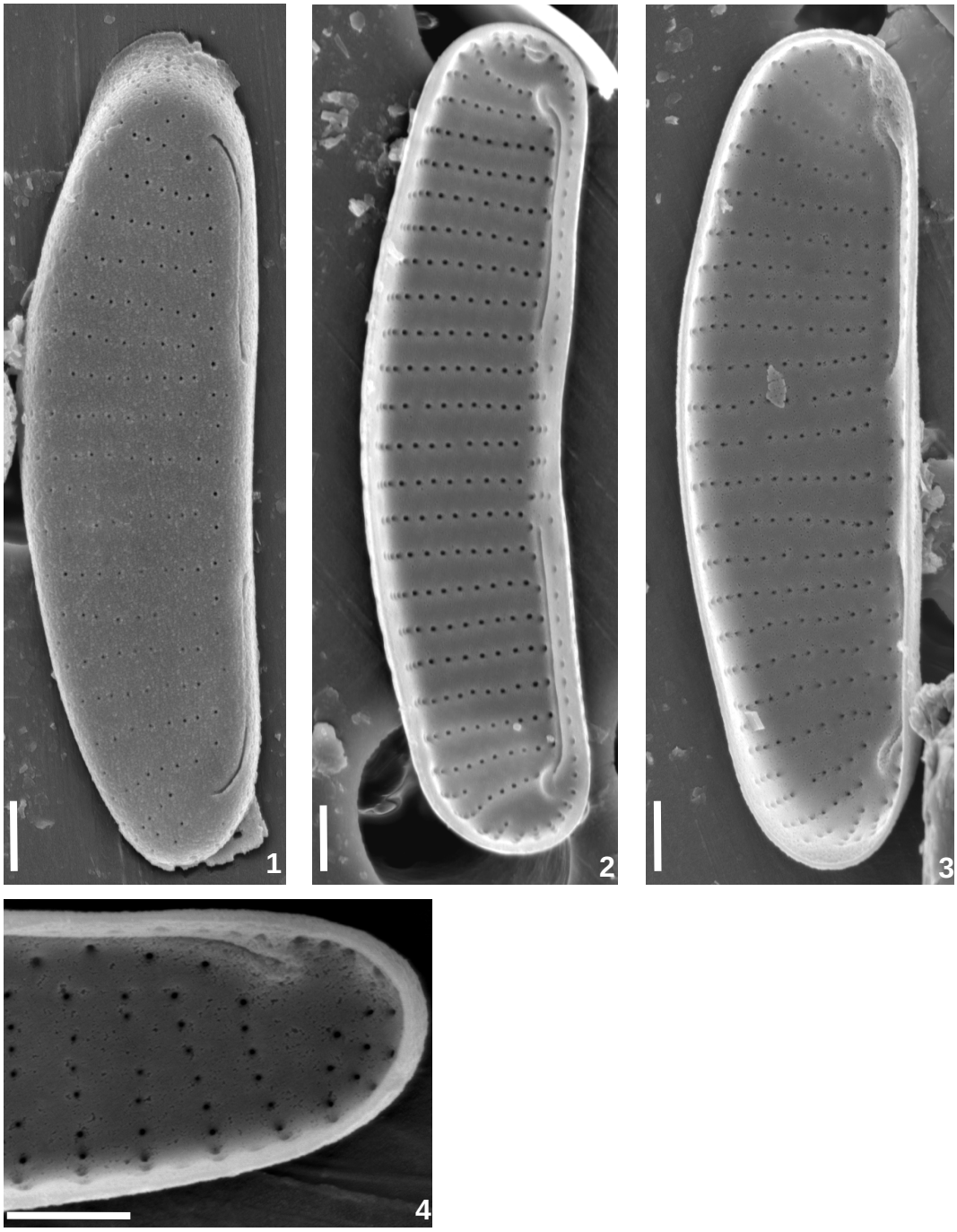
1
2
3
4

Plate 60

LM: x1500

Figs 1-32: *Eunotia minor* (Kützing) Grunow in Van Heurck, p. 17 [EMIN]

Scale bar = 10 µm

Figs 1-23: Monte da Fazenda, Era Stream (Tejo basin), 29-06-2006.

Figs 24-32: Senra, Lima River (Lima basin), 27-09-2007.

Figs 1-30: Valve view.

Figs 31, 32: Girdle view.

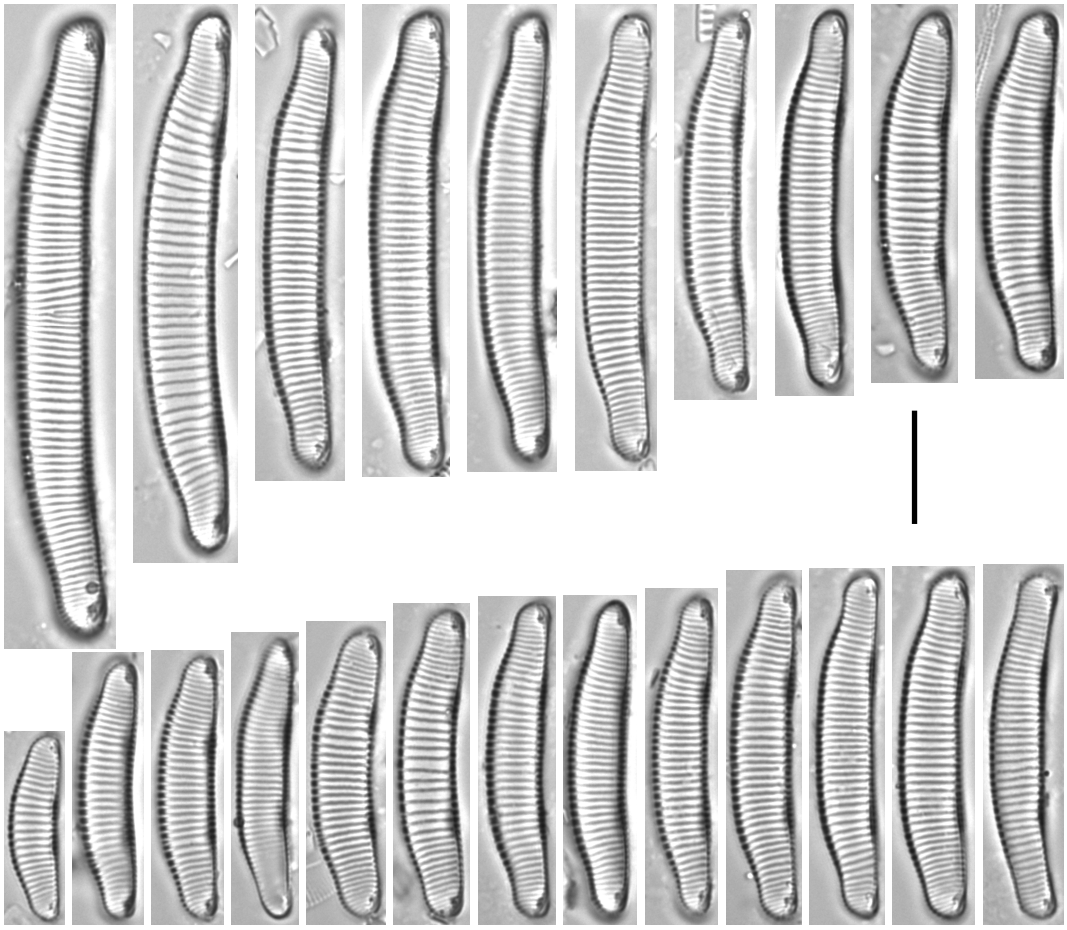

1 - 23

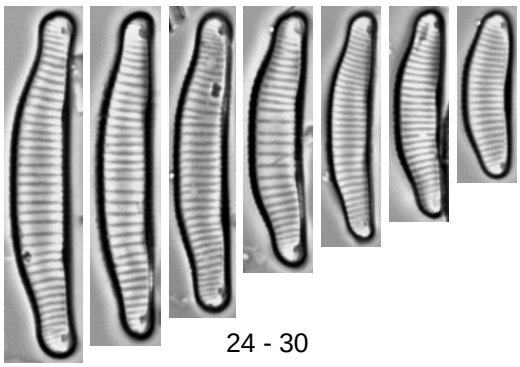

24 - 30



31



32

Plate 61

Figs 1-5: *Eunotia minor* (Kützing) Grunow in Van Heurck, p. 17 [EMIN]

Scale bars = 1 μm

Figs 1-5: Senra, Lima River (Lima basin), 27-09-2007.

Figs 1, 2: External valve view.

Fig. 3: Internal valve view.

Figs 4, 5: Detail of the apical area in internal view.


1
2
3
4
5

Plate 62

LM: x1500

Figs 1-23: *Eunotia minor* (Kützing) Grunow in Van Heurck sensu auct. nonnull., p. 17 [EMIN]

Figs 24-30: *Eunotia soleirolii* (Kützing) Rabenhorst, p. 17 [ESOL]

Scale bar = 10 µm

Figs 1-23: Sabugueiro, Fervença Stream (Mondego basin), 07-07-2007.

Figs 24-30: Mata da Rainha, Taveiró Stream (Tejo basin), 24-06-2006.

Figs 1-21, 24-30: Valve view.

Figs 22, 23: Girdle view.