Navicula



1 - 15

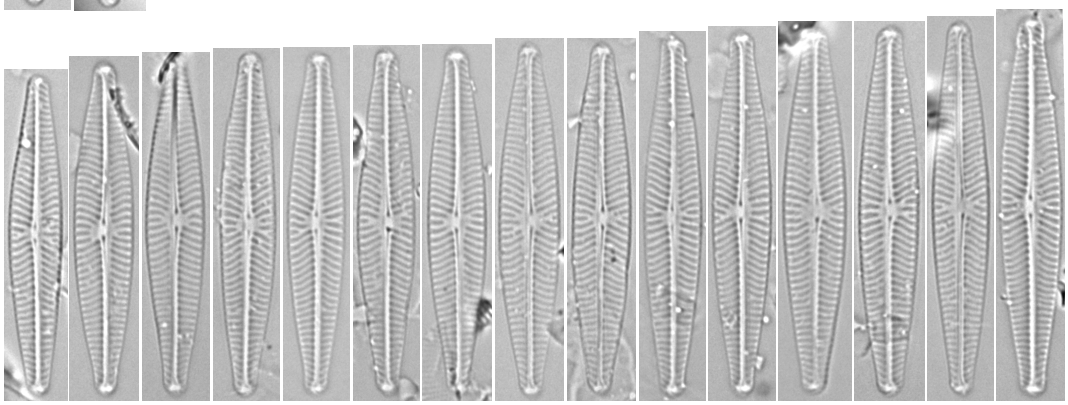

16 - 30

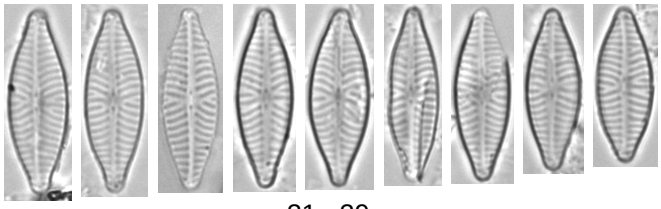

31 - 39

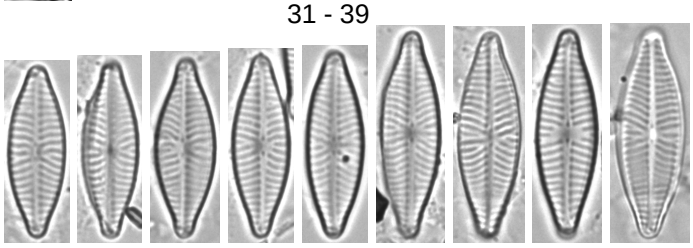

40 - 48

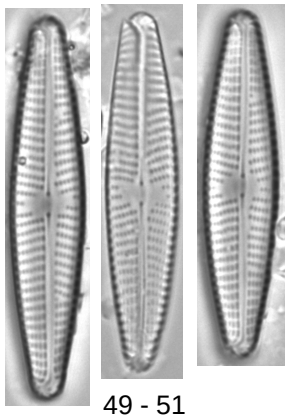

49 - 51

Plate 219

LM: x1500

Figs 1-14: *Navicula veneta* Kützing, p. 44 [NVEN]

Figs 15-24: *Navicula angusta* Grunow, p. 42 [NAAN]

Figs 25-34: *Navicula cryptocephala* Kützing, p. 42 [NCRY]

Scale bar = 10 μm

Figs 1-14: Safareja Stream (Guadiana basin), 27-04-2006.

Figs 15-24: Açude da Moreira, Caima River (Vouga basin), 09-07-2007.

Figs 25-34: Proença-a-Velha, Taliscas Stream (Tejo basin), 24-06-2006.

Figs 1-13, 15-34: Valve view.

Fig. 14: Girdle view.

Navicula

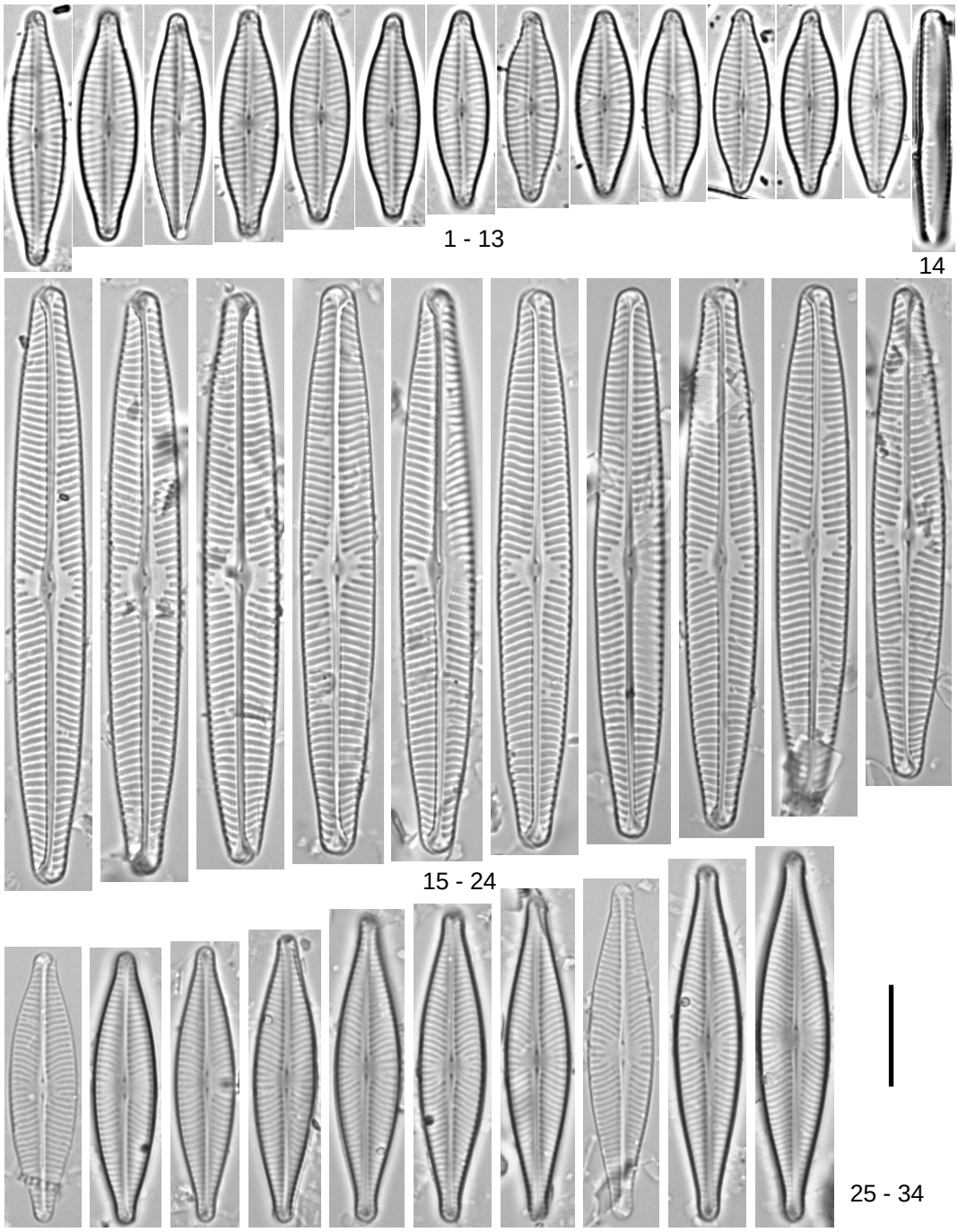

Plate 220

LM: x1500

Figs 1-13: *Navicula cryptocephala* Kützing, p. 42 [NCRY]

Figs 14-54: *Navicula veneta* Kützing, p. 44 [NVEN]

Scale bar = 10 µm

Figs 1-13: Lentiscais, Farropinha Stream (Tejo basin), 15-06-2006.

Figs 14-28: Monte Novo Reservoir, Degebe River (Guadiana basin), 02-02-2006.

Figs 29-41: Peramanca Stream (Sado basin), 05-04-2006.

Figs 42-54: Aveiras, Aveiras Stream (Tejo basin), 01-07-2006.

Figs 1-26, 29-54: Valve view.

Figs 27, 28: Girdle view.

Navicula



1 - 13



14 - 26

27

28



29 - 41

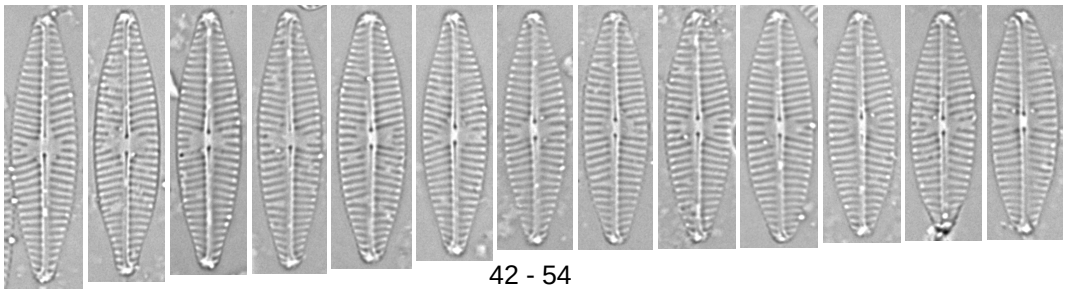

42 - 54

Plate 221

LM: x1500

Figs 1-24: *Navicula trivialis* Lange-Bertalot, p. 44 [NTRV]

Scale bar = 10 µm

Figs 1-17: Safareja Stream (Guadiana basin), 27-04-2006.

Figs 18-24: Malhada, Almuro Stream (Tejo basin), 27-06-2006.

Figs 1-24: Valve view.

Navicula



1 - 17



18 - 24

Plate 222

LM: x1500

Figs 1-29: *Navicula cryptotenella* Lange-Bertalot, p. 42 [NCTE]

Figs 30-56: *Navicula* cf. *cryptotenella* Lange-Bertalot, p. 43

Scale bar = 10 µm

Figs 1-15: Valada, Seiça Stream (Tejo basin), 26-06-2006.

Figs 16-29: Casalinhas, Campo Stream (Tejo basin), 16-06-2006.

Figs 30-41: Corgo River (Douro basin), 15-08-2007.

Figs 42-56: Coimbra, Mondego River (Mondego basin), 12-06-2007.

Figs 1-56: Valve view.



1 - 15



16 - 29



30 - 41



42 - 56

Plate 223

LM: x1500

Figs 1-7: *Navicula cataracta-rheni* Lange-Bertalot, p. 42 [NCTT]

Fig. 8: *Navicula rhynchocephala* Kützing, p. 44 [NRHY]

Figs 9, 10: *Navicula striolata* (Grunow) Lange-Bertalot, p. 44 [NSTL]

Figs 11-14: *Navicula germainii* J.H. Wallace, p. 43 [NGER]

Scale bar = 10 µm

Figs 1-7: Sabugueiro, Fervença Stream (Mondego basin), 07-07-2007.

Fig. 8: Curros Stream (Douro basin), 14-08-2007.

Figs 9, 10: Amieira, Tagus River (Tejo basin), 06-07-2006.

Figs 11-14: Curros Stream (Douro basin), 14-08-2007.

Figs 1-14: Valve view.

Navicula



1 - 7

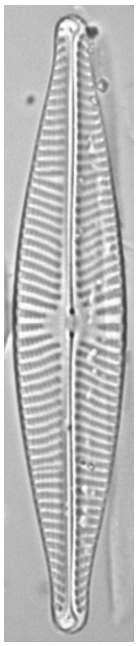

8



9

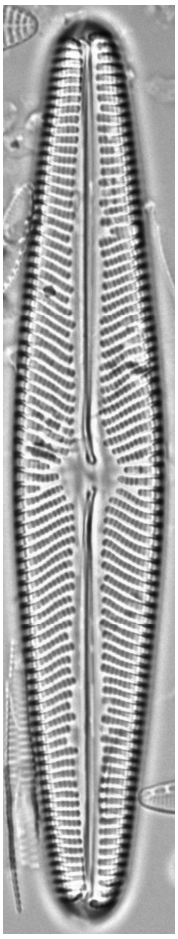

10



11 - 14

Plate 224

LM: x1500

Figs 1-9: *Navicula rostellata* Kützing, p. 44 [NROS]

Figs 10-20: *Navicula simulata* Manguin, p. 44 [NSIA]

Figs 21-36: *Fallacia* cf. *clepsidroides* Witkowski, p. 38

Figs 37-39: *Fallacia subhamulata* (Grunow) D.G. Mann, p. 38 [FSBH]

Scale bar = 10 µm

Figs 1-9: Escusa, Sorraia River (Tejo basin), 03-07-2006.

Figs 10-20: Alcáçovas Stream (Sado basin), 15-05-2006.

Figs 21-36: Amieira, Tejo River (Tejo basin), 06-07-2006.

Figs 37-39: Assamaça, Valmar Stream (Mondego basin), 10-06-2007.

Figs 1-39: Valve view.

Navicula
Fallacia



1 - 9



10 - 20

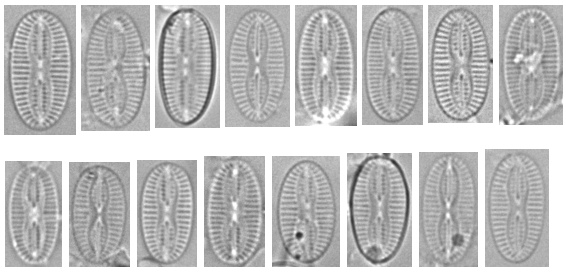

21 - 36

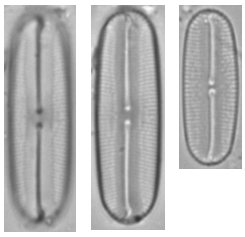

37 - 39

Plate 225

Figs 1, 2: *Fallacia* cf. *clepsidroides* Witkowski, p. 38

Scale bars = 1 µm

Figs 1, 2: Amieira, Tejo River (Tejo basin), 06-07-2006.

Fig. 1: External valve view.

Fig. 2: Internal valve view.

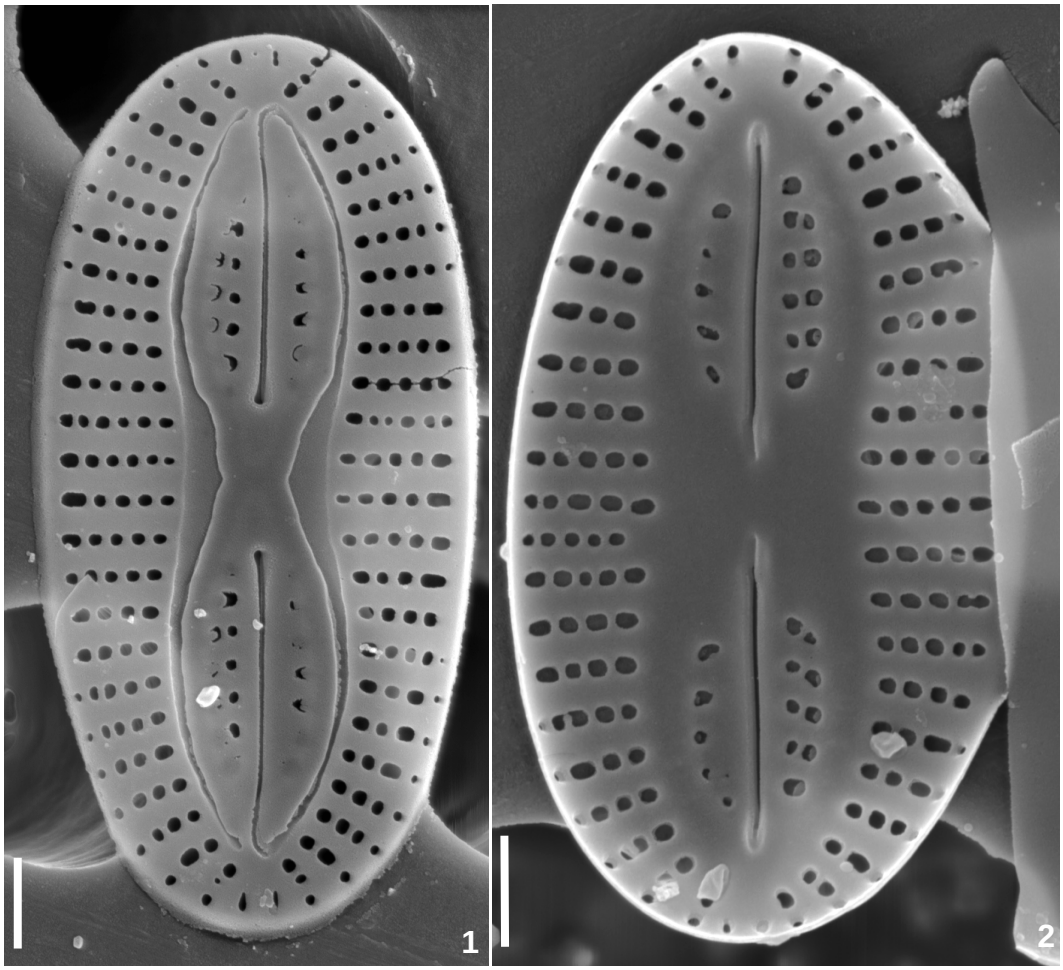
1
2

Plate 226

LM: x1500

Figs 1-22: *Sellaphora bacillum* (Ehrenberg) D.G. Mann, p. 38 [SEBA]

Scale bar = 10 µm

Figs 1-13: Junqueira, Maçãs River (Douro basin), 12-08-2007.

Figs 14-18: Constância, Tejo River (Tejo basin), 06-07-2006.

Figs 19-22: Machadinho, Guadiana River (Guadiana basin), 18-05-2006.

Figs 1-22: Valve view.

Sellaphora

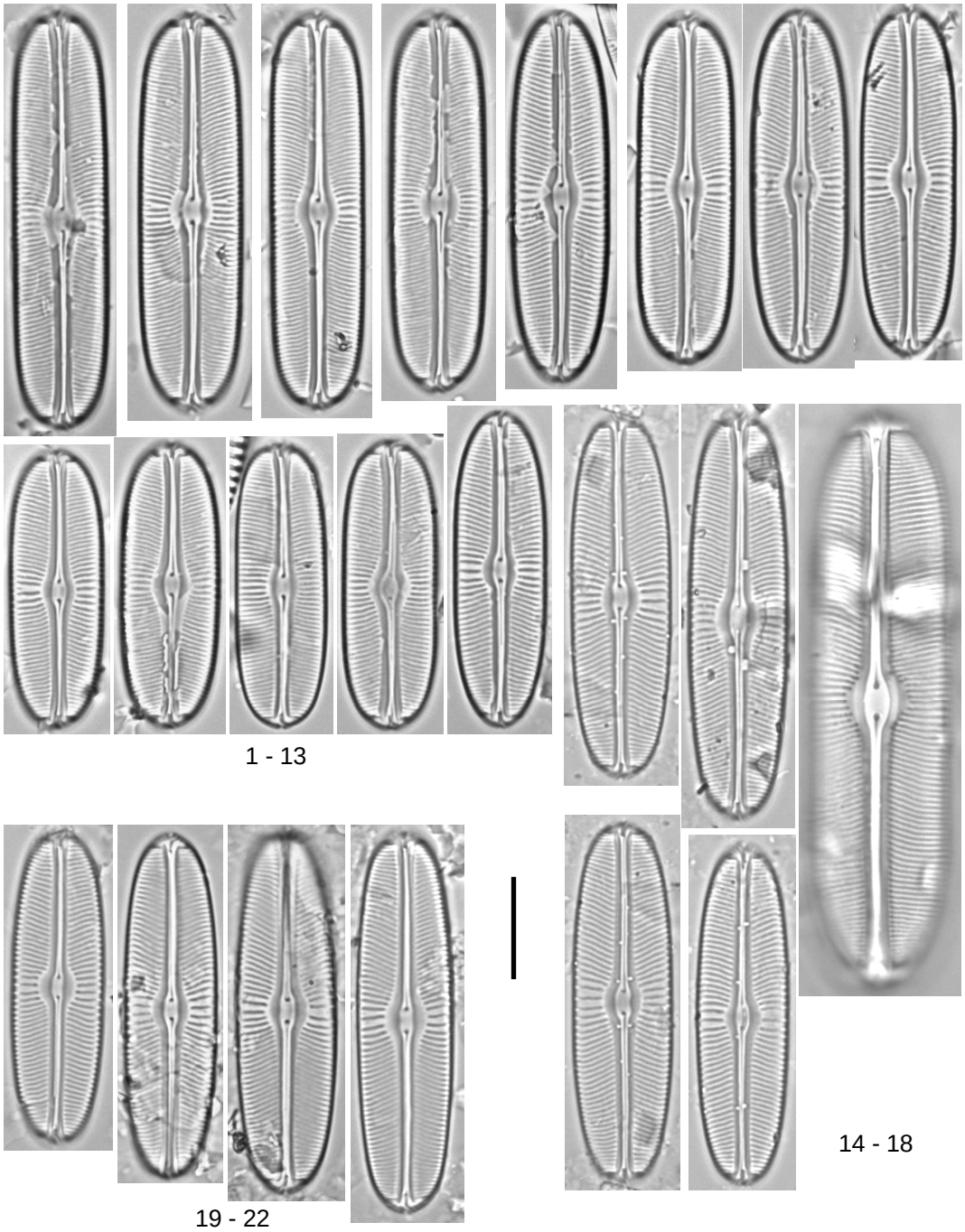

Plate 227

LM: x1500

Figs 1-26: *Sellaphora pupula* (Kützing) Mereschkowsky sensu lato, p. 38 [SPUP]

Figs 27-48: *Sellaphora seminulum* (Grunow) D.G. Mann, p. 39 [SSEM]

Scale bar = 10 µm

Figs 1-11: Safareja Stream (Guadiana basin), 27-04-2006.

Figs 12-18: Lentiscais, Farropinha Stream (Tejo basin), 15-06-2006.

Figs 19-26: Peramanca Stream (Sado basin), 05-04-2006.

Figs 27-48: Lagar de Água Stream (Douro basin), 24-07-2007.

Figs 1-48: Valve view.